


S(B)H15-M AMORPHOUS METAL OIL-IMMERSED TYPE TRANSFORMER

Three phase three column



S(B)H15-M Amorphous Metal
Oil-immersed type transformer



Company Address: CITIC Investment Building, Yuhuatai District, Nanjing City, Jiangsu Province, China
Tel / Whatsapp / Wechat: +86 18061639839
Unified National Customer Service Hotline: info@ceeelectric.com
Welcome to our website: www.ceeelectric.com

www.ceeelectric.com



All data on this catalogue printed by CEEG are used for illuminating the relative information of this series products, CEEG have any right to do any improving for it whenever the technology should be upgraded or the production craftwork should be renewed possibly, or do some necessary correction because of the literal error and inaccurate information of this manual without any prior notice, When you make your orders, please keep in touch with relative personnel in order to confirm if your information is right.



DuPont[™]
Nomex[®]

China Electric Equipment Group is authorized by DuPont USA to use their authorized trade mark. Nomex is DuPont and its affiliated company's register trade mark.



**Production Line Use Automation
Flow Production Process**



It Is One Of The World Most Advanced Transformer Production Line

It Is One Of The World Most Advanced Transformer Production Line

CEEG has built a unique, sophisticated amorphous metal oil-immersed transformer production base. The factory area has 15500 meter square, 3000 meter square of office building. Air conditioning clean factory room, which improved the working environment and provide better quality control and efficiency on the production line. First phase of the production line is designed to be 40,000 sets transformer per year; and 45,000 sets transformer per year for the second phase.




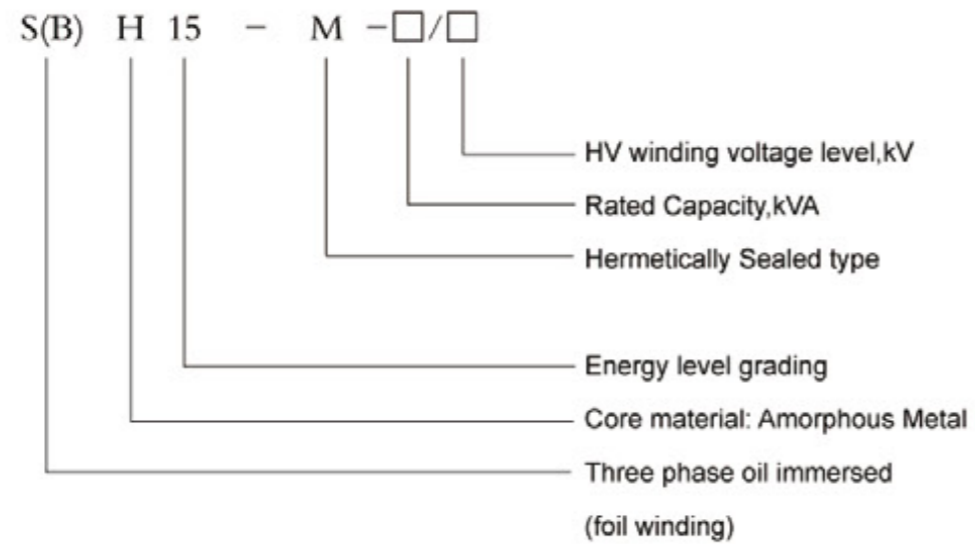
Has Established Long Term Strategic Partnership With Dupont



SH15-M



S(B)H15-M Amorphous Metal Oil-immersed type transformer



Three phase three column

The Chinese only flow production line. Transformer has great energy saving, environmental friendly. Largely reduce the no load loss. Good quality and supreme product.





FEATURE



Small in size, low noise
Small in size, low noise



Radiator Design
Hermetically sealed corrugated tank structure. Good for air flow, low temperature rise, work good with different circuit breaker.



Vector group connection and high capability on short circuit resistant
Regular five column amorphous transformer can only has Yyn0 vector group, which has its limitation and the short circuit resistant capability low.



Maintenance Free
Anti-aging, transformer is hermetically sealed no need for maintenance.



Strong Insulation
Vacuum impregnating oil eliminate gas bubble in winding, this assure the insulation of the transformer.



High Insulation level
Based on the client request, Nomex paper and other high temperature resistant oil can be applied into the transformer for different application.

TECHNIQUE PARAMETER

Oil Immersed Amorphous Metal Core Transformer

Capacity kVA	Voltage Ratio			Vector Group	LWA	No load loss W	Load loss at 75°C W	No load current %	Impedance 75°C %								
	High Voltage kV	HV Tapping %	Low Voltage kV														
30	6.0	± 2 × 2.5% or +3 × 2.5% -1	0.4	Dyn11	50	33	600	1.7	4								
50						43	870	1.3									
63						50	1040	1.2									
80					6.3	± 2 × 2.5% or +3 × 2.5% -1	0.4	Dyn11		52	60	1250	1.0				
100											75	1500	1.0				
125										10	± 2 × 2.5% or +3 × 2.5% -1	0.4	Dyn11	54	85	1800	0.9
160															100	2200	0.7
200					10.5	± 2 × 2.5% or +3 × 2.5% -1	0.4	Dyn11		56	120	2600	0.7				
250											140	3050	0.7				
315										60	± 2 × 2.5% or +3 × 2.5% -1	0.4	Dyn11	58	170	3650	0.5
400	200	4300	0.5														
500	6.0	± 2 × 2.5% or +3 × 2.5% -1	0.4	Dyn11	60	240	5150	0.5									
630						320	6200	0.3									
800					62	± 2 × 2.5% or +3 × 2.5% -1	0.4	Dyn11	62	380	7500	0.3					
1000										450	10300	0.3					
1250	65	± 2 × 2.5% or +3 × 2.5% -1	0.4	Dyn11	65	530	12000	0.2									
1600						630	14500	0.2									
2000	67	± 2 × 2.5% or +3 × 2.5% -1	0.4	Dyn11	67	750	17400	0.2									
2500						900	20200	0.2									
									5								

S(B)H15-M-30~2500/10 Outer dimension

Rated Capacity (KVA)	Length (mm)	Width (mm)	Height (mm)	Total Weight (kg)	Implement Weight (kg)	Oil Weight (kg)	Wheel dimension (mm)
30	1020	760	965	410	185	115	400/400
50	1055	760	965	480	250	110	400/400
63	1055	800	990	550	290	125	400/400
80	1100	820	1015	610	350	135	400/400
100	1110	800	1045	700	410	160	400/400
125	1185	840	1095	810	485	180	550/550
160	1210	810	1135	910	565	205	550/550
200	1365	930	995	1045	660	220	550/550
250	1320	980	1140	1220	780	250	550/550
315	1400	1020	1175	1370	895	270	550/550
400	1430	980	1240	1620	1090	310	550/550
500	1490	1140	1250	1920	1260	330	660/660
630	1610	1180	1300	2250	1470	375	660/660
800	1660	1190	1370	2570	1730	445	660/660
1000	1750	1380	1515	3120	2000	600	660/660
1250	1830	1380	1620	3700	2500	700	820/820
1600	1970	1300	1710	4450	3000	800	820/820
2000	2250	2290	2460	5100	3500	1100	820/1070
2500	2200	2400	2450	5800	4100	1150	820/1070

For reference only, the specific data should base on the actual design.




AMORPHOUS METAL COIL FEATURE

Amorphous Metal transformer introduction


The development of the amorphous metal in 1970s, it has become widely use in 1990 for a high energy saving material for the transformer industry. Right now, over 1million sets of amorphous metal type transformer had been connected to grid all over the world. The longest proven save and reliable transformer had been running for more than 30 years, and it still perform satisfactory in the power industry. The energy saving is huge and it shall be the new era products in the power industry.

Amorphous Metal replacing silicone steel

Amorphous metal is a metallic material with a disordered atomic-scale structure.




Crystalline Silicone Steel



Non-crystalline amorphous metal

Amorphous metal is non-crystalline; the alloys of boron, silicon, phosphorus, and other glass formers with magnetic metals (iron, cobalt, nickel) are magnetic, with low coercivity and high electrical resistance. The high resistance leads to low losses by eddy currents when subjected to alternating magnetic fields, a property useful for e.g. transformer magnetic cores.



- Protect The Magnetic Ability Compare To Silicone Steel Is 1/3 → Hysteresis loss
- Thickness Is Silicone Steel' s 1/10 → Eddy current loss
- High Resistivity Is Silicone Steel' s 3 Times → Eddy current loss

Amorphous Metal and Silicone Steel comparison

Type	Description	Material	
		Amorphous Metal 2605SA1	Silicon steel
Magnetic Ability	Iron loss W13/50Hz(25°C) Saturation magnetic flux density(25°C) Curie temperature	0.2W/kg 1.56T 415°C	0.63W/kg 2.0T 745°C
Physical Ability	Density Lamination factor Hardness Hv Resistivity	7.18g/cm3 >85% 860 130 μ Ω.cm	7.65g/cm3 >94% 180 45 μ Ω.cm
Dimension	Width Thickness	142,170,213mm 0.025mm	950mm 0.3mm
Others	Annealing	Magnetic field /380°C ~ 400°C	750°C ~ 850°C

Amorphous metal is the low loss material. Core loss compare to the normal silicone steel transformer has at least 20-30% lower. The transformer has the advantage of temperature rise low, operating noise low, small in size. Although the investment of the transformer is higher than the regular silicone steel transformer, the saving of the no load loss can save client's electricity bills; which can be retain back in 3 to 5 years, based on the assumption of 60% loading rate.

Feature of Amorphous Core



Three phase three column, self invention by CEEG, which received many patent, low iron loss, temperature rise and noise level, transformer dimension small.

- 1) All raw material are supplied by Hitachi Metals with iron loss less than 70-80% of the standard silicon steel
- 2) Company has special treatment, procedure and manufacturer process; which has patent number as: 200810238258.6, 20082015857.5, 200820215858.X, 200820215812.8, 200820215814.7.
- 3) Core structure is clean and strong, which do not influenced by the movement created during transportation.
- 4) The three column structure has capability to withstand high level harmonics; At Y-y connection the transformer can resist the 3rd harmonic in the network.



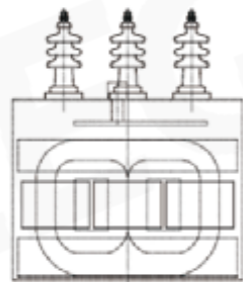
Amorphous Metal Oil transformer Job Reference

Amorphous metal oil immersed transformer VS regular oil type transformer S11

Capacity (KVA)	No load loss(W)		No load loss decrease(%)	Electricity	Year in operation	Saved money (RMB,0000)	Oil transformer price(RMB,0000)	Price saving (%)
	S11Oil Transformer(W)	Amorphous Oil Transformer(W)						
30	100	33	67	587	5	0.29	1.15	25 %
50	130	43	67	762	5	0.38	1.45	26 %
100	200	75	62.5	1095	5	0.55	2.2	25 %
160	280	100	64.3	1576.8	5	0.79	2.7	29 %
200	340	120	64.7	1927.2	5	0.96	3.2	30 %
315	480	170	64.6	2715.6	5	1.36	4.3	32 %
400	570	200	64.9	3241.2	5	1.62	5.3	30 %
500	680	240	64.7	3854.4	5	1.93	6.3	30 %
800	980	380	61.2	5256	5	2.63	8.6	30 %

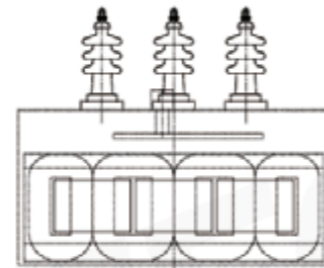
Remark: Amorphous metal oil immersed transformer and S11 oil immersed type transformer load loss same. Electricity price at RMB1/kWh

In the market, the amorphous metal transformer is higher than the regular oil transformer around 25%. As per shown in above chart, the transformer can retain it's rate different in 5 years. However, this is reducing the carbon emission to the society and will sure reduce the electricity consumption and wastage per year.



Three phase Three column amorphous metal oil immersed transformer

Three columns VS Five columns (Amorphous Metal Oil immersed transformer)



Three phase five column amorphous metal oil immersed transformer

Assembly difficulties Less accessories needed, outer appearance clean and neat.

Insulation and temperature rise No external column problem, insulation design is same as regular transformer. Give Safety and reliability to you. Temperature rise low.

Others New type of transformer has a small size, low noise level and lighter structure. Three phase three column type can connect Dyn11, Yyn0 and can withstand greater short circuit ability.

More accessories parts, body and appearance complicated.

Side column require attention on insulation protection, Side column create difficulty on air flow.

Transformer design complicated, big and heavy Primary voltage must be Delta connection, Star connection may create high harmonic; so must use Dyn11 connection.

用户单位	产品	数量
陕西省电力公司	SH15-315/10	5
陕西省电力公司	SH15-400/10	5
山东嘉祥县供电公司	SH15-100/10	10
山东嘉祥县供电公司	SH15-160/10	10
山东嘉祥县供电公司	SH15-200/10	10
中国神华能源股份有限公司神朔铁路分公司	SBH15-100/10	3
中国神华能源股份有限公司神朔铁路分公司	SBH15-160/10	4
中国神华能源股份有限公司神朔铁路分公司	SBH15-250/10	2
中国神华能源股份有限公司神朔铁路分公司	SBH15-400/10	2
中国神华能源股份有限公司神朔铁路分公司	SBH15-800/10	1
CEEG上海邦电设备制造有限公司	SHB15-1000/6.3	2
CEEG上海邦电设备制造有限公司	SHB15-1250/6.3	1
上海光大电力设备制造有限公司云南分公司	SBH15-160/10	1
上海光大电力设备制造有限公司云南分公司	SBH15-100/10	1
上海光大电力设备制造有限公司云南分公司	SBH15-200/10	2
上海光大电力设备制造有限公司云南分公司	SBH15-250/10	1
金华电力开发有限公司	SBH15-315/10	2
金华电力开发有限公司	SBH15-400/10	1
金华电力开发有限公司	SBH15-500/10	3
东台市佳达新型建材有限公司	SH15-250/10	1
江苏涟水经济开发区常委会	SHRN-630/10	1
南通苏能渗锌开关有限公司->如东东大工程	SHRN-500/10/0.4	2
南通苏能渗锌开关有限公司->如东东大工程	SHRN-630/10/0.4	2
南通天翔电器成套设备有限公司	SH11-315/10	1
南通天翔电器成套设备有限公司	SH11-500/10	1
楚雄滇中电力实业有限公司开发区分公司	SRH11-200/10	1
楚雄滇中电力实业有限公司开发区分公司	SRH11-315/10	1
楚雄辉煌电力实业有限公司	SRH11-50/6.3	2
滇中电业局	SRH15-125/10	1
滇中电业局	SRH15-160/10	1
滇中电业局	SRH15-200/10	1
滇中电业局	SRH15-315/10	2
滇中电业局	SRH15-50/10	5
上海申新电气有限公司	SRH15-250/10	1
上海直辉电气有限公司	SRH15-1000/10	1
深圳市金能源电器有限公司->深圳深港西部通道	SRH15-100/10	1
深圳市金能源电器有限公司->深圳深港西部通道	SRH15-80/10	1
深圳市金能源电器有限公司->深圳深港西部通道	SRH15-60/10	5
深圳市金能源电器有限公司->深圳深港西部通道	SRH15-30/10	4
深圳市金能源电器有限公司->深圳深港西部通道	SRH15-50/10	2
深圳市金能源电器有限公司->深圳深港西部通道	SRH15-80/10	5
云南禄丰跃龙电力电器有限责任公司	SRH11-125/10	1
云南禄丰跃龙电力电器有限责任公司	SRH11-160/10	1
云南禄丰跃龙电力电器有限责任公司	SRH11-50/10	2

